

○ MUSIC  city COUNSELOR


THANK YOU FOR YOUR
PURCHASE!



Hey y'all, Laura here! I so appreciate when you please take a moment to leave a review on my resources on my TpT Store. Thanks for your support! Enjoy the resource!

♥ *laura oathout*

LET'S CONNECT!



For helpful ideas, engaging resources, and freebies, please check out my website and membership!

○ ♥ **WEBSITE:** www.musiccitycounselor.com

♥ **MEMBERSHIP:** www.counselorcollab.com

ASCA MINDSETS + BEHAVIORS

Category 1: Mindset Standards

- M 6: Understanding that postsecondary education and life-long learning are necessary for long-term career success.

Category 2: Behavior Standards

- B-LS 7: Identify long- and short-term academic, career, and social/emotional goals.

DIRECTIONS PAGE 1:

This lesson will take approximately 45 minutes to teach.

If you are planning on hosting a Career Day at your school, this lesson is a perfect introduction to help students know what to expect. If you aren't able to host a Career Day at your school, this lesson can serve as a "Mock Career Day" experience for your students.

SUGGESTED SEQUENCE:

1. Review the Career Day PowerPoint or digital for Google Slides™ presentation with students.
2. Use the discussion cards with students.
3. Complete a Career Day craft.
4. Close the lesson with a worksheet or coloring page of your choice.

MATERIALS NEEDED:

- Printable materials
- Crayons or markers
- Scissors
- Glue sticks
- Pencils

POWERPOINT PRESENTATION:

This presentation tells the story of Career Day in Miss Rodriguez' class. 18 different community helpers visit the school. Some of the visitors brought their vehicle and present outside. Others present inside. As you go through each "speaker," feel free to ask students to share their thoughts on this job, and whether they would like to be this career or not, and why. The presentation closes with 4 discussion questions. Please ask students to "turn and talk" with a partner about these questions, then share out with the class. A link to a digital for Google Slides™ version is also included in the zip folder.

DIRECTIONS PAGE 2:

DISCUSSION CARDS:

16 discussion cards are included. You may choose to use these as a whole group or divide students into small groups. I prefer to divide students into groups of 2-4 and give each group 2-3 cards. Students can discuss their thoughts with their small group then share out with the class..

POSTERS:

4 posters are included that are perfect for instruction and to display in your space.

CRAFTS:

A total of 18 crafts are included – one for each Career Day speaker. Ideally, please let students choose the career that they would most like to be, and give them that craft. If that's not possible, you can randomly assign a craft to students to complete. Please give students a CAREER DAY: (JOB) writing page and the matching clipart kid topper page. Students can write on the lines about what they learned from that speaker and why they would like to be that career. Then, they can color the topper kid, cut him/her out, and glue him/her to the top of the writing page. These would make for an adorable bulletin board or hallway display! A sample is included on the next page.

WORKSHEETS + COLORING PAGES

Please choose the worksheets and/or coloring pages that best fit the needs and abilities of your students, and the amount of time that you have. 2 different worksheets are included: one that asks students to write and draw about what they'd like to be when they grow up, and one that asks students to color their favorite careers. 18 coloring pages are included, one for each Career Day presenter. You may choose to let students color the career that they would most like to be, or randomly assign a page to students.

SAMPLE CRAFT:



Name: Juana Ramirez

CAREER DAY: FIREFIGHTER

The firefighter taught me...

she wears special gear to protect her from
fire. Her truck has a huge hose on it.

I would like to be a firefighter because...
they help people and keep them safe in scary
emergencies. They are heroes!

© Music City Counselor

© Music City Counselor

DISCUSSION CARDS

**Let's
Talk!**



Career Day

Which career was
your favorite?

**Let's
Talk!**



Career Day

Which career
was your least
favorite?

**Let's
Talk!**



Career Day

Which career seemed
the most challenging
to you? Why?

**Let's
Talk!**



Career Day

Which career seemed
the most exciting to
you? Why?

**Let's
Talk!**



Career Day

Which careers that
presented today have
you seen in our
community?

**Let's
Talk!**



Career Day

Which job did you
find the most
interesting? Why?

**Let's
Talk!**



Career Day

If you could try out any
job you heard about
today, which one would
it be?

**Let's
Talk!**



Career Day

How do you think the
jobs you learned about
help our community?

**Let's
Talk!**



Career Day

Which tools does
your favorite
career use?

**Let's
Talk!**



Career Day

Which skills do you
think your favorite
career needs?

**Let's
Talk!**



Career Day

Why do you think you
would be good at
your favorite career?

**Let's
Talk!**



Career Day

Does your favorite
career wear a uniform?
If so, describe it!

**Let's
Talk!**



Career Day

What seemed like the best part of your favorite career? Why?

**Let's
Talk!**



Career Day

If you could ask a speaker another question, what would you ask?

**Let's
Talk!**



Career Day

Can you think of a job that wasn't at Career Day that you'd like to learn more about?

**Let's
Talk!**




Career Day

How do the people in your favorite career work together with others?

POSTERS

what is CAREER DAY?

A special day at school when community helpers come in to teach us about their jobs. They share what they do every day, how they help others, and why their job is important.



COMMUNITY HELPERS



Firefighter



Chef



Police Officer



Builder



Pilot



Doctor

COMMUNITY HELPERS



Musician



Teacher




Farmer



Astronaut




Veterinarian



Scientist

COMMUNITY HELPER



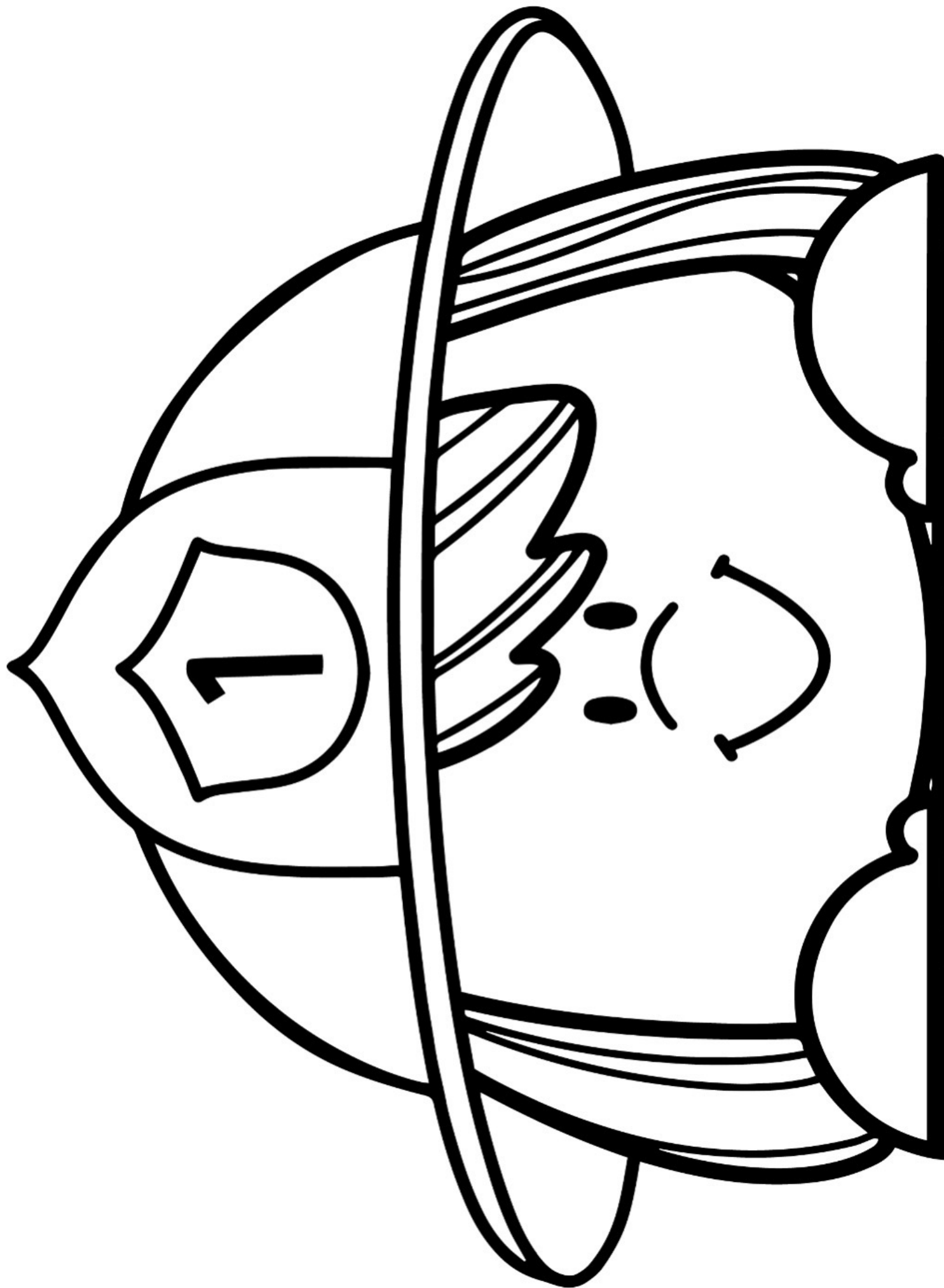
CRAFTS

Name: _____

CAREER DAY: FIREFIGHTER

The firefighter taught me...

I would like to be a firefighter because...




Name: _____

CAREER DAY: CHEF

The chef taught me...

I would like to be a chef because...



Name: _____

CAREER DAY: POLICE

The police officer taught me...

I would like to be a police officer because...




Name: _____

CAREER DAY: BUILDER

The builder taught me...

I would like to be a builder because...




Name: _____

CAREER DAY: PILOT

The pilot taught me...

I would like to be a pilot because...

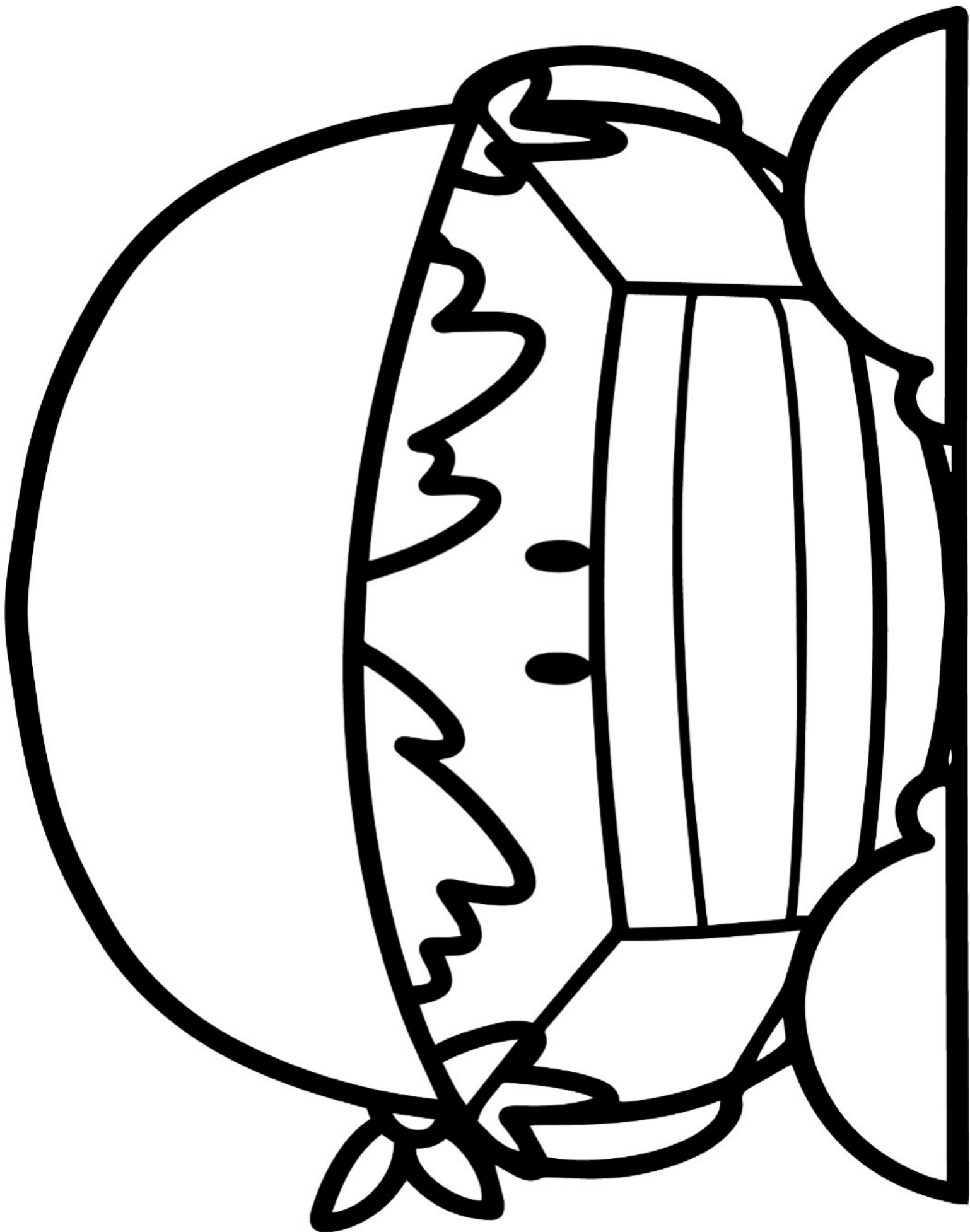


Name: _____

CAREER DAY: DOCTOR

The doctor taught me...

I would like to be a doctor because...




Name: _____

CAREER DAY: MUSICIAN

The musician taught me...

I would like to be a musician because...




Name: _____

CAREER DAY: TEACHER

The teacher taught me...

I would like to be a teacher because...

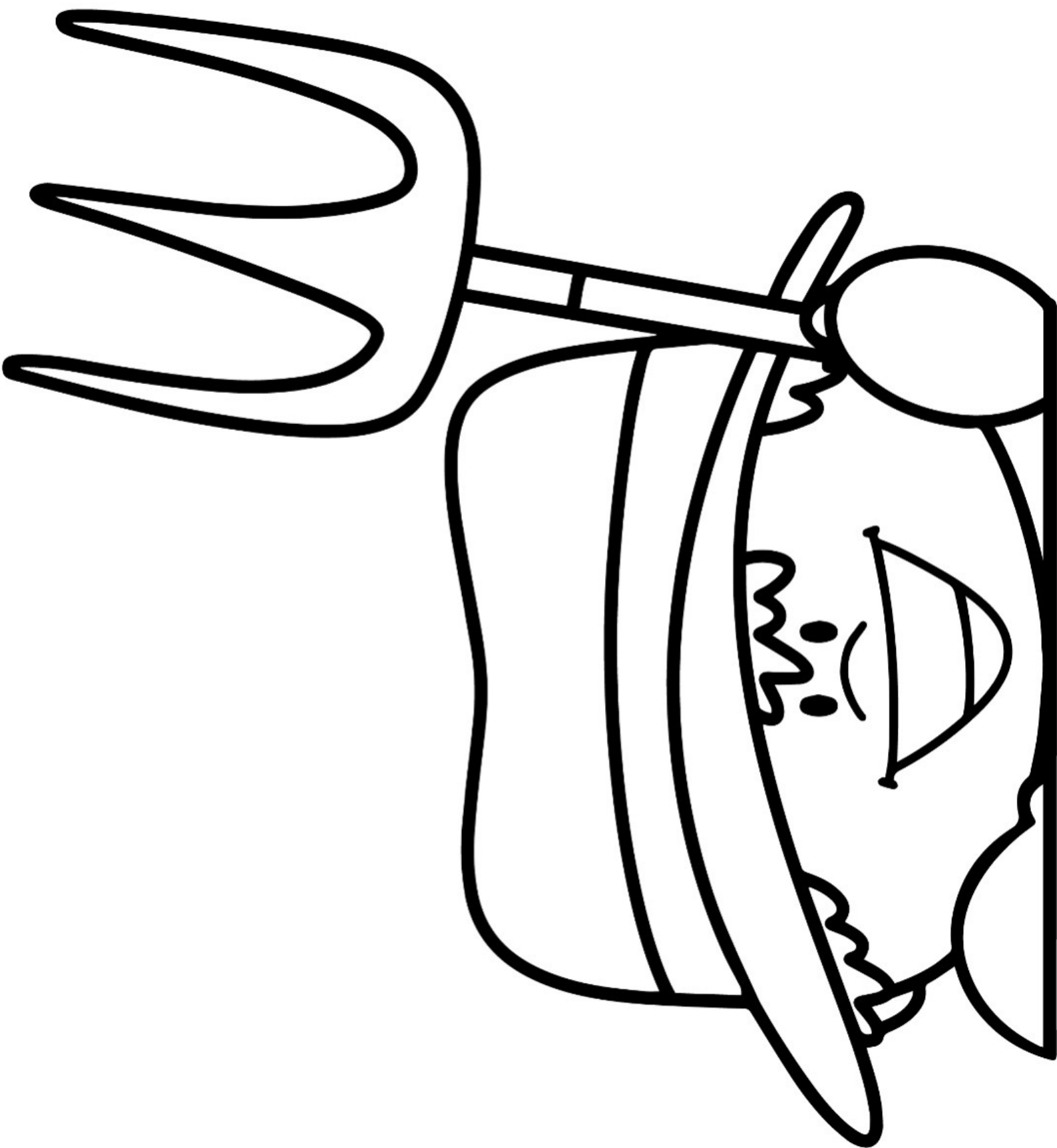


Name: _____

CAREER DAY: FARMER

The farmer taught me...

I would like to be a farmer because...




Name: _____

CAREER DAY: ASTRONAUT

The astronaut taught me...

I would like to be an astronaut because...




Name: _____

CAREER DAY: VET

The veterinarian taught me...

I would like to be a veterinarian because...



Name: _____

CAREER DAY: SCIENTIST

The scientist taught me...

I would like to be a scientist because...




Name: _____

CAREER DAY: SOLDIER

The soldier taught me...

I would like to be a soldier because...

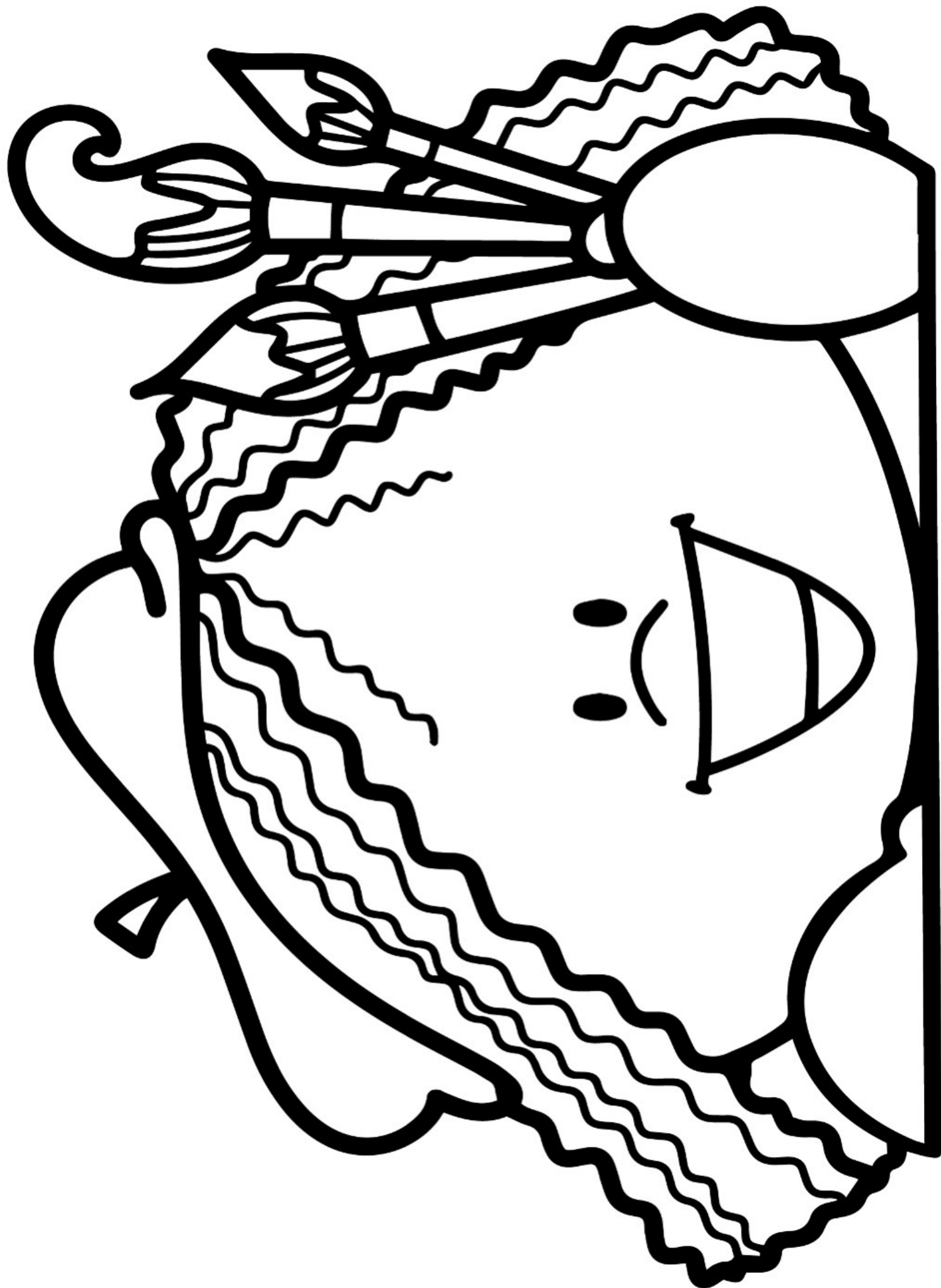


Name: _____

CAREER DAY: ARTIST

The artist taught me...

I would like to be an artist because...




Name: _____

CAREER DAY: JUDGE

The judge taught me...

I would like to be a judge because...




Name: _____

CAREER DAY: MAIL CARRIER

The mail carrier taught me...

I would like to be a mail carrier because...

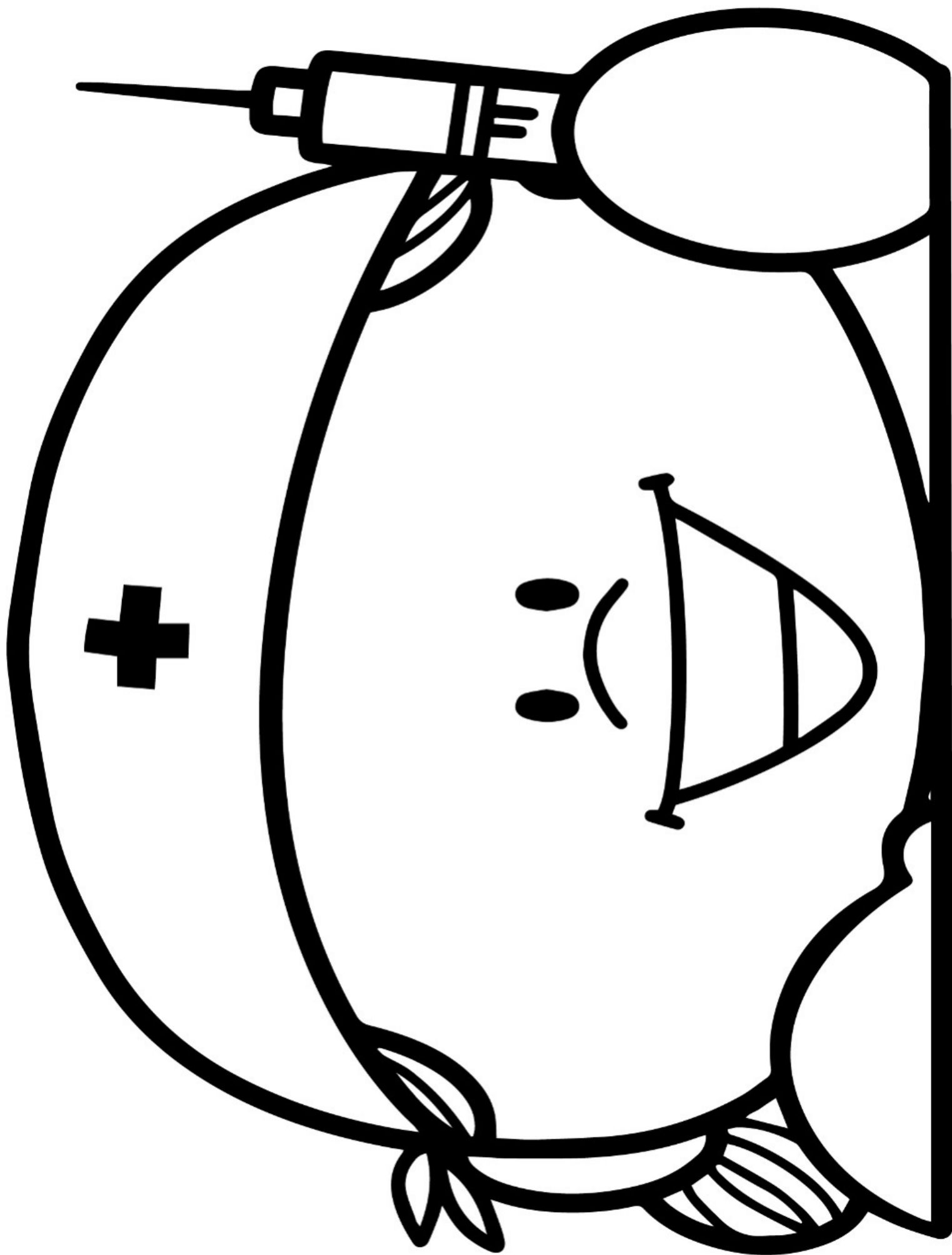


Name: _____

CAREER DAY: NURSE

The nurse taught me...

I would like to be a nurse because...




Name: _____

CAREER DAY: DENTIST

The dentist taught me...

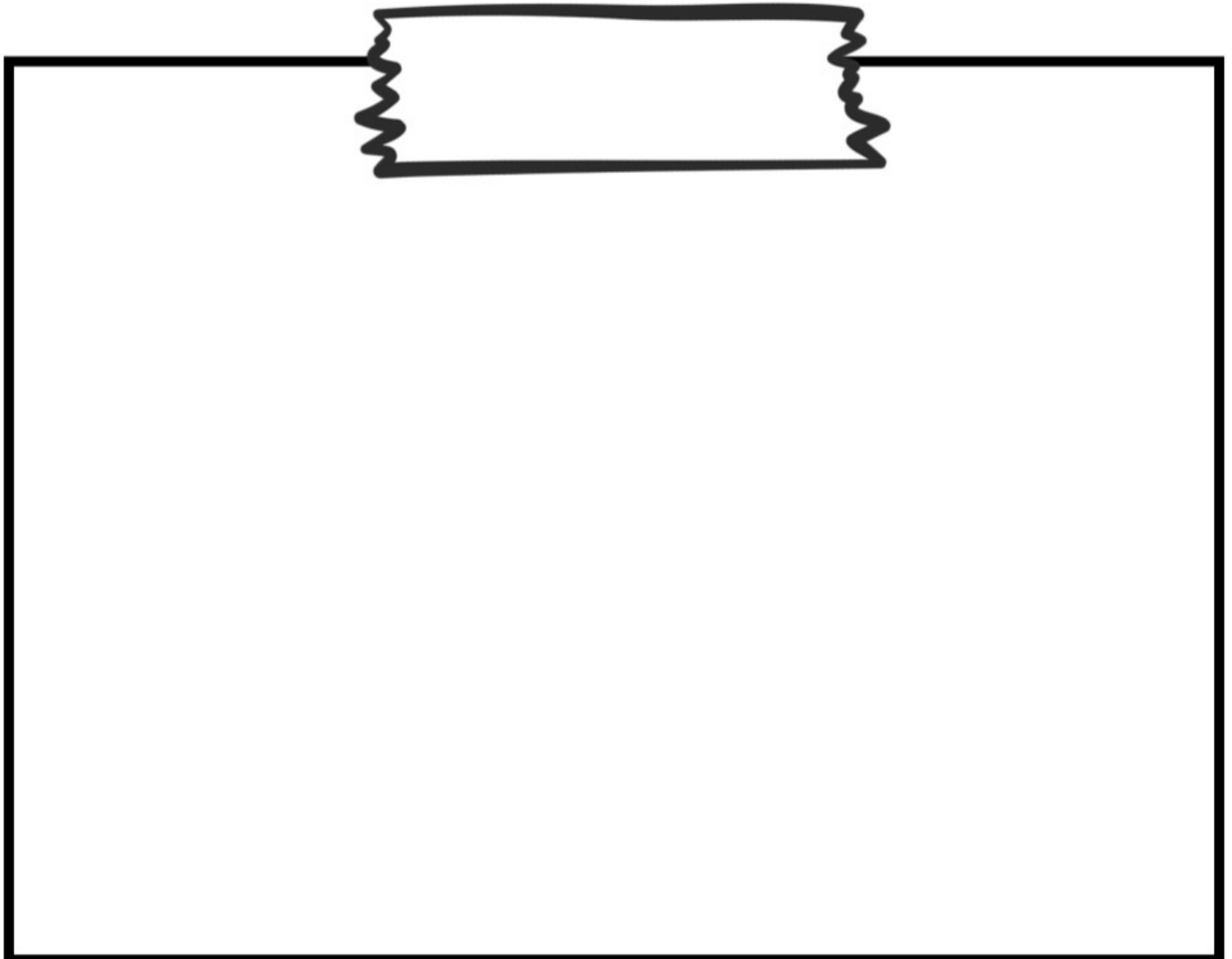
I would like to be a dentist because...



WORKSHEET + COLORING PAGES

Name: _____

When I grow up
I WANT TO BE...



Name: _____

CAREER DAY

Color the careers that you would most like to be when you grow up.



Police Officer



Scientist



Chef



Soldier



Builder



Veterinarian



Astronaut



Firefighter



Dentist



Doctor



Teacher



Pilot


Name: _____

I want to be a
FIREFIGHTER!



Name: _____

I want to be a
POLICE OFFICER!




Name: _____

I want to be a
CHEF!



Name: _____

I want to be a
BUILDER!



Name: _____

I want to be a
PILOT!



Name: _____

I want to be a
DOCTOR!



Name: _____

I want to be a
MUSICIAN!



Name: _____


© Music City Counselor

I want to be a
TEACHER!




Name: _____

I want to be a
FARMER!



Name: _____

I want to be an
ASTRONAUT!



Name: _____

I want to be a
VETERINARIAN!





Tableau périodique des éléments

1 1 H Hydrogène	2 He Hélium	<p>Masses atomiques relatives ou masses molaires pour l'échelle de l'atome d'hydrogène = 1</p> <p>Symbole chimique</p> <p>Nom</p> <p>Configuration électronique</p> <p>15,845 26 Fe Fer [Ar] 3d⁶ 4s²</p> <p>État standard Électronique Électronique Électronique</p> <p>État d'oxydation Électronique Électronique Électronique</p> <p>Éléments classés Alcalins Alcalino-terreux Métaux de transition Lanthanoïdes Actinides</p>																3 Li Lithium	4 Be Béryllium	5 B Bore	6 C Carbone	7 N Azote	8 O Oxygène	9 F Fluor	10 Ne Neon	11 Na Sodium	12 Mg Magnésium	13 Al Aluminium	14 Si Silicium	15 P Phosphore	16 S Soufre	17 Cl Chlore	18 Ar Argon	19 K Potassium	20 Ca Calcium	21 Sc Scandium	22 Ti Titane	23 V Vanadium	24 Cr Chrome	25 Mn Manganèse	26 Fe Fer	27 Co Cobalt	28 Ni Nickel	29 Cu Cuivre	30 Zn Zinc	31 Ga Gallium	32 Ge Germanium	33 As Arsenic	34 Se Sélénium	35 Br Brome	36 Kr Krypton	37 Rb Rubidium	38 Sr Strontium	39 Y Yttrium	40 Zr Zirconium	41 Nb Niobium	42 Mo Molibdène	43 Tc Technétium	44 Ru Ruthénium	45 Rh Rhodium	46 Pd Paladium	47 Ag Argent	48 Cd Cadmium	49 In Indium	50 Sn Étain	51 Sb Antimoine	52 Te Tellure	53 I Iode	54 Xe Xénon	55 Cs Césium	56 Ba Baryum	57 La Lanthane	58 Ce Cérium	59 Pr Praseodyme	60 Nd Néodyme	61 Pm Prométhée	62 Sm Samarium	63 Eu Europée	64 Gd Gadolinium	65 Tb Terbium	66 Dy Dysprosium	67 Ho Holmium	68 Er Erbium	69 Tm Thulium	70 Yb Ytterbium	71 Lu Lutécium	72 Hf Hafnium	73 Ta Tungstène	74 W Wolfram	75 Re Rhenium	76 Os Osmium	77 Ir Iridium	78 Pt Platine	79 Au Or	80 Hg Mercure	81 Tl Thallium	82 Pb Plomb	83 Bi Bismuth	84 Po Polonium	85 At Astatine	86 Rn Radon	87 Fr Francium	88 Ra Radium	89 Ac Actinium	90 Th Thorium	91 Pa Protactinium	92 U Uranium	93 Np Neptunium	94 Pu Pluton	95 Am Americium	96 Cm Curium	97 Bk Berkélium	98 Cf Californium	99 Es Einsteinium	100 Fm Fermium	101 Md Mendelevium	102 No Nobelium	103 Lr Lawrencium	104 Rf Rutherfordium	105 Db Dubnium	106 Sg Seaborgium	107 Bh Bohrium	108 Hs Hassium	109 Mt Meitnerium	110 Ds Darmstadtium	111 Rg Roentgenium	112 Cn Copernicium	113 Nh Nihonium	114 Fl Flerovium	115 Mc Moscovium	116 Lv Livermorium	117 Ts Tennessine	118 Og Oganesson
--------------------------	-------------------	---	--	--	--	--	--	--	--	--	--	--	--	--	--	--	--	--------------------	----------------------	----------------	-------------------	-----------------	-------------------	-----------------	------------------	--------------------	-----------------------	-----------------------	----------------------	----------------------	-------------------	--------------------	-------------------	----------------------	---------------------	----------------------	--------------------	---------------------	--------------------	-----------------------	-----------------	--------------------	--------------------	--------------------	------------------	---------------------	-----------------------	---------------------	----------------------	-------------------	---------------------	----------------------	-----------------------	--------------------	-----------------------	---------------------	-----------------------	------------------------	-----------------------	---------------------	----------------------	--------------------	---------------------	--------------------	-------------------	-----------------------	---------------------	-----------------	-------------------	--------------------	--------------------	----------------------	--------------------	------------------------	---------------------	-----------------------	----------------------	---------------------	------------------------	---------------------	------------------------	---------------------	--------------------	---------------------	-----------------------	----------------------	---------------------	-----------------------	--------------------	---------------------	--------------------	---------------------	---------------------	----------------	---------------------	----------------------	-------------------	---------------------	----------------------	----------------------	-------------------	----------------------	--------------------	----------------------	---------------------	--------------------------	--------------------	-----------------------	--------------------	-----------------------	--------------------	-----------------------	-------------------------	-------------------------	----------------------	--------------------------	-----------------------	-------------------------	----------------------------	----------------------	-------------------------	----------------------	----------------------	-------------------------	---------------------------	--------------------------	--------------------------	-----------------------	------------------------	------------------------	--------------------------	-------------------------	------------------------



Name: _____

I want to be a
SOLDER!




Name: _____

I want to be an
ARTIST!




Name: _____

I want to be a
JUDGE!



Name: _____

I want to be a
MAIL CARRIER!




Name: _____

I want to be a
NURSE!



Name: _____

I want to be a
DENTIST!



○ TERMS OF USE:

- Make copies for the purchaser's classroom AND share copies with other educators within your school building
- Reference (without distribution) this product in blog posts, seminars, professional development workshops, or other such venues provided there is both credit given to myself as the author and a link back to my TpT store included in the post/presentation

• YOU MAY •

- Claim the work as your own, alter the files in any way, or remove/attempt to remove the copyright
- Share this product with educators outside of your school building
- Repackage, sell, or giveaway this product to others
- Offer to share this product anywhere on the internet as a download or copy

• YOU MAY NOT •



Please contact me any time at laura@musiccitycounselor.com with questions, suggestions, resource requests, or comments. I'm here to help and would love to hear from you!

♥ Laura Oathout

THIS RESOURCE WAS MADE POSSIBLE THANKS TO:

